

# The Funny Font Book

- Thank you for downloading the Funny Font Book! I hope this helps the children in your life identify letters of all fonts and styles.
- If you would like to share, please share a link to my blog or to the page that hosts these files. Please do not link directly to just the PDF files (the link you are at now).
- Please feel free to print this pdf file for your own personal use. They were created for private and non-profit use. Please do not sell or host these files anywhere else.
- I recommend printing on [cardstock](#) and [laminating](#) the pages for added durability. To make the book, punch holes on the left side and insert [book rings](#).

Thanks!

Sara @ <http://happybrownhouse.com>

# The Funny Font Book



Aa

Aa

Aa

Aa

Aa

Aa

Aa

Aa

Aa

Aa

Aa

Aa

Aa

Aa

Aa

Bb

Bb

Bb

Bb

Bb

Bb

Bb

Bb

Bb

Bb

Bb

Bb

Bb

Bb

Bb

Cc

Cc

Cc

Cc

Cc

Cc

Cc

Cc

Cc

Cc

Cc

Cc

Cc

Cc

Cc

Dd Dd Dd Dd

Dd

Dd

Dd

Dd

Dd Dd

Dd

Dd

Dd

Dd

Ee

Ee

Ee

Ee

Ee

Ee

Ee

Ee

Ee

Ee

Ee

Ee

Ee

Ee

Ee

Ff

Ff

Ff

Ff

Ff

Ff

Ff

Ff

Ff

Ff

Ff

Ff

Ff

Ff

Ff



Gg

Gg

Gg

Gg

Gg

Gg

Gg

Gg

Gg

Gg

Gg

Gg

Gg

Gg

Gg

Hh

Hh

Hh

Hh

Hh

Hh

Hh

Hh

Hh

Hh

Hh

Hh

Hh

Hh

Hh

Ii

Iü

*Fi*

Ii

*li*

Ii

Ii

Ii

Ii

*Ii*

li

*Fi*

Ii

Ii

Ii

زج

زج

زج

زج

زج

زج

زج

زج

زج

زج

زج

زج

زج

زج

زج

Kk

*Kk*

*Kk*

Kk

*Kk*

Kk

Kk

Kk

Kk

*Kk*

Kk

*Kk*

*Kk*

*Kk*

*Kk*

Ll

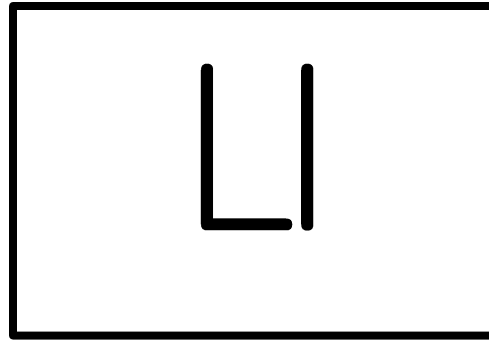
Ll

Ll

Ll

Ll

Ll



Ll

Ll

Ll

Ll

Ll

Ll

Ll

Ll

Mm Mm Mm

Mm

Mm

Mm

Mm

Mm

Mm

Mm

Mm

Mm

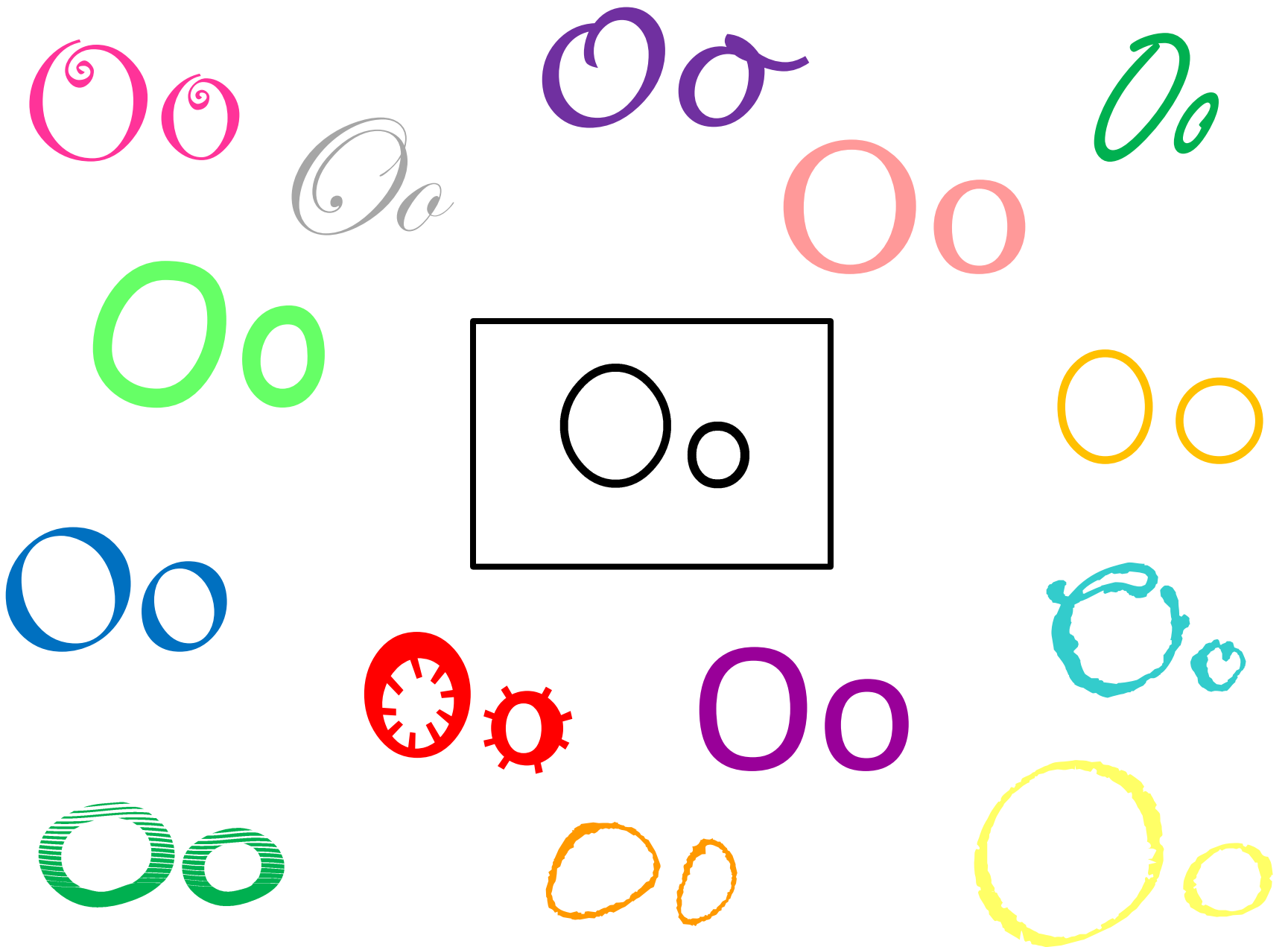
Mm

Mm

Mm







Pp

Pp

Pp

Pp

Pp

Pp

Pp

Pp

Pp

Pp

Pp

Pp

Pp

Pp

Pp

Qq

Qq

Qq

Qq

Qq

Qq

Qq

Qq

Qq

Qq

Qq

Qq

Qq

Qq

Qq

Rr

Rr

Rr

Rr

Rr

Rr

Rr

Rr

Rr

Rr

Rr

Rr

Rr

Rr

Rr

Ss

Ss

Ss

Ss

Ss

Ss

Ss

Ss

Ss

Ss

Ss

Ss

Ss

Ss

Ss

*Tt*

*Tt*

*Tt*

*Tt*

*Tt*

*Tt*

Tt

*Tt*

*Tt*

*Tt*

*Tt*

*Tt*

*Tt*

*Tt*

*Tt*

Uu

Uu

Uu

Uu

Uu

Uu

Uu

Uu

Uu

Uu

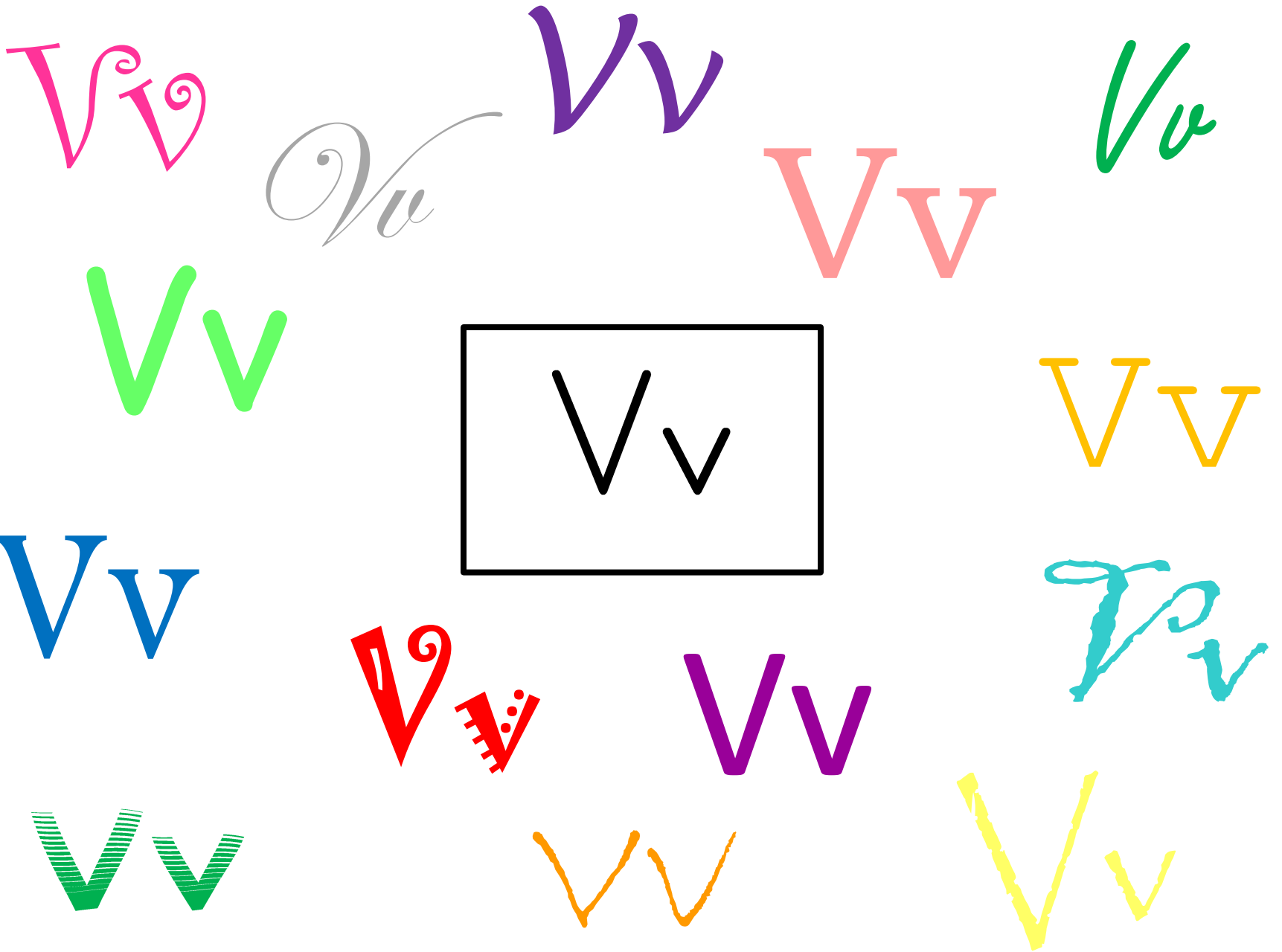
Uu

Uu

Uu

Uu

Uu





Ww

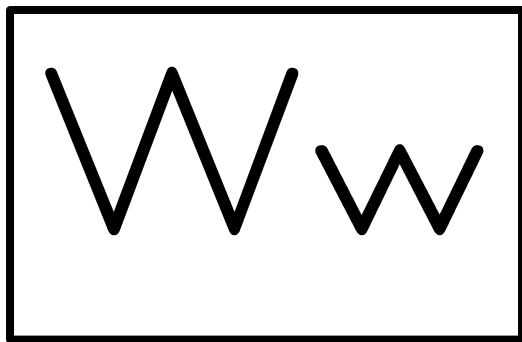
Ww

Ww

Ww

Ww

Ww



Ww

Ww

Ww

Ww

Ww

Ww

Ww

Ww

Xx

Xx

Xx

Xx

Xx

Xx

Xx

Xx

Xx

Xx

Xx

Xx

Xx

Xx

Xx

Yy

Yy

Yy

Yy

Yy

Yy

Yy

Yy

Yy

Yy

Yy

Yy

Yy

Yy

Yy

Zz Zz Zz

Zz

Zz

Zz

Zz

Zz

Zz

Zz

Zz

Zz

Zz

Zz

Zz

## Extension Activities:

- Have children make their own Funny Font Book. Look through magazines, newspapers, and the recycling bin to find interesting fonts. Cut out the letters and glue them to the corresponding page. This project can be progressive—adding to the book slowly as time allows.
- If making an individual Funny Font Book is too overwhelming or time consuming, make a Funny Font Poster. Same concept as above, just mix all the letters together.
- Play letter I Spy with magazines, books, and even billboard signs.

The goal of The Funny Font Book is to make children aware that letters can look differently, but still be the same. For example: **a/a** or **g/g**