

# Terms of Use:

Unless otherwise noted, all printables at Happy Brown House are available for you to download and use in your homeschool, home environment (if you don't homeschool) or homeschool co-op. All worksheets and printables downloaded from Happy Brown House are covered under the copyright of Happy Brown House. When you choose to download any worksheets or printable items from Happy Brown House, you are agreeing to abide by these terms:

- You may download available printable items to your hard drive and then print them from your home computer. You may use them for your own homeschool students, personal home use (including home daycare), and your personal classroom.
- You may not share these with an entire homeschool co-op or group. Teachers may not share these with other classroom teachers.
- You must not remove the copyright notice and website address of Happy Brown House at the bottom of the worksheet or printable item.
- You may not alter the worksheet or printable item in any way.
- If you share my files, directly link to [Happy Brown House](#). You are NOT allowed to link directly to the pdf. The link to the original post or product in my shop must be shared.
- You may not sell or profit from any worksheet or printable item from Happy Brown House in any way. For example, you may not print and sell items individually or in a kit.
- You may not host any files from Happy Brown House on your own site or any type of file sharing site such as Yahoo Groups, Dropbox, Facebook Groups, or MediaFire.
- Photographs and pictures on Happy Brown House website and all downloads are either property of this site or they are purchased stock photos. You may not use them in any capacity without specific written permission from Happy Brown House.

If you have questions about the use of any worksheets or printable items from Happy Brown House, please contact me at [sara@happybrownhouse.com](mailto:sara@happybrownhouse.com)

More printables can be found at [www.happybrownhouse.com](http://www.happybrownhouse.com)

Happy Brown House is in all your favorite spots! Make sure to visit:

[Happy Brown House on Pinterest](#)

[Happy Brown House on Facebook](#)


[Happy Brown House on Twitter](#)

[Happy Brown House on Google+](#)



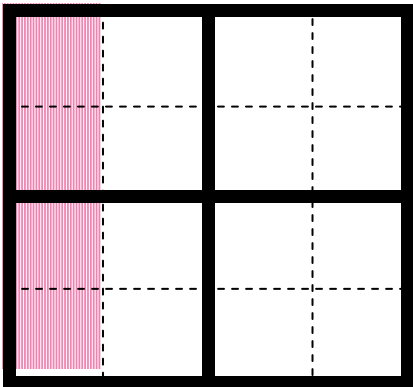
# How to use the Quilt Sudoku Busy Bag Game:

There should be one and ONLY ONE of each color in each row, column, and quadrant. Here's an example:

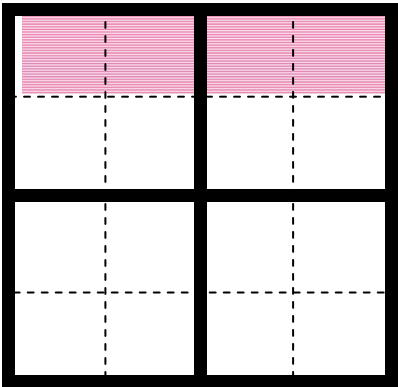


Notice how each row, column, or quadrant (divided by the bold black lines) has one square of each color, but no more than one square.

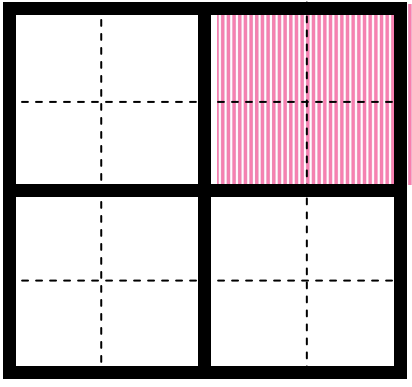
**Column**



**Row**



**Quadrant**




# **Quilt Sudoku Busy Bag**

Directions: Place the Sudoku game board on the table in front of you. Use the color paper pieces to complete the game board.

Remember, each row, column, and four square quadrant can only have one square of each color.


[www.happybrownhouse.com](http://www.happybrownhouse.com)

# Quilt Sudoku #1







# Quilt Sudoku #2




# Quilt Sudoku #3



# Quilt Sudoku #4




Print, laminate, and cut apart.






Print, laminate, and cut apart.




Print, laminate, and cut apart.





Print, laminate, and cut apart.



## Answer Key

### Quilt Sudoku #1

B	P	G	Y
Y	G	P	B
G	Y	B	P
P	B	Y	G

## Answer Key

### Quilt Sudoku #2

G	B	Y	P
Y	P	G	B
B	Y	P	G
P	G	B	Y

## Answer Key

### Quilt Sudoku #3

Y	G	P	B
P	B	G	Y
G	Y	B	P
B	P	Y	G

## Answer Key

### Quilt Sudoku #4

P	B	G	Y
G	Y	B	P
Y	G	P	B
B	P	Y	G